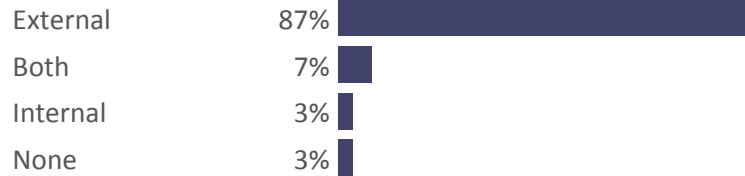


The following information provides a snapshot of aspects of ATE evaluations, as reported by respondents on the 2016 ATE survey.^a The findings reflect activities in 2015.

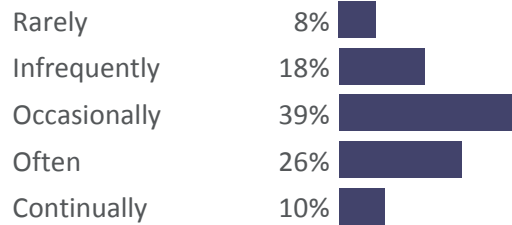
Type of Evaluator

Nearly all projects had an evaluator in 2015. (n=181)



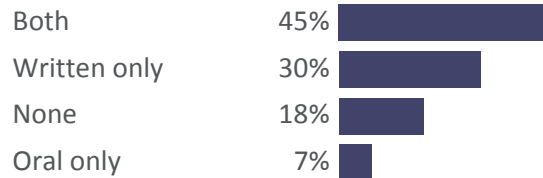
Interaction with Evaluator

Most project leaders reported interacting with their evaluators occasionally or often. (n=174)



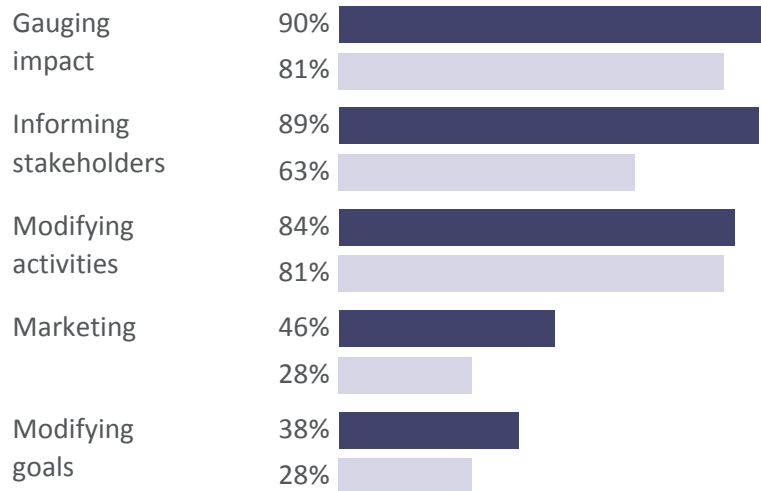
Type of Evaluation Report

Almost half of projects received both a written and oral evaluation reports. (n=142)



Evaluation Report Use

Project leaders who received reports in **both oral and written** forms reported higher rates of evaluation use than those who received just **one type**. (n=166)



^a Eighty-nine percent of 234 ATE grant recipients completed this survey. Of these 208 respondents, 181 provided information about their evaluations.



This material is based upon work supported by the National Science Foundation under Grant No. 1204683. Any opinions, findings, and conclusions or recommendations expressed in this material are those of the author(s) and do not necessarily reflect the views of the National Science Foundation.

