

ATE SURVEY

2021 HIGHLIGHTS

This summary of activities and achievements of the Advanced Technology Education (ATE) program is based on the 2021 ATE Survey. Principal investigators for 91% of ATE grants (n=313, out of a total of 344 active ATE grants) completed the survey. Respondents represented grants supporting 270 projects, 27 centers, 6 conferences, and 10 targeted research projects.

130 DEGREE PROGRAMS AND 370 COURSES

were developed by 112 ATE projects.

Almost half (49%) of all academic degree programs developed were certificate programs, and a majority (88%) of courses developed were at the associate degree level.



50 associate degree programs served 6,630 students



60 certificate programs served 3,000 students

8,630 EDUCATORS

participated in 860 professional development activities.

Over 5,750 educators who received professional development were located at **two-year colleges** followed by 1,720 educators at **four-year colleges**.

At two-year colleges

5,750

At four-year colleges

1,720

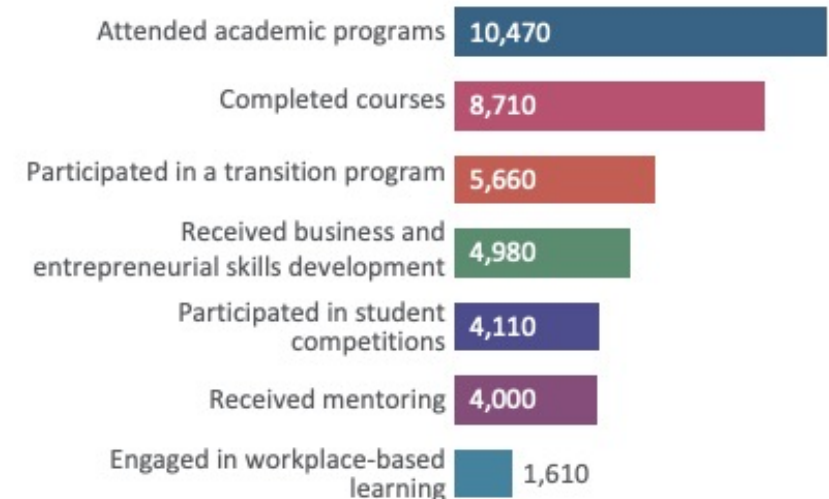
1,150

At secondary schools

39,500+ STUDENTS

were served by ATE projects.

ATE projects served over 39,500 students through a variety of activities in 2020.* ATE projects served the most students through developing or modifying academic programs, followed by courses.



* Due to the structure of the survey questions, the total number of students served may not represent a count of unique students.

ATE SURVEY

2021 HIGHLIGHTS (continued)

6,830 EDUCATIONAL MATERIALS

were developed by 136 ATE projects.

Educational materials developed included assessment activities, modules or instructional units, lessons, lab experiments, curricula, case studies, instructor guides, and textbooks.



2,080

Assessment activities or tests



1,350

Modules or instructional units



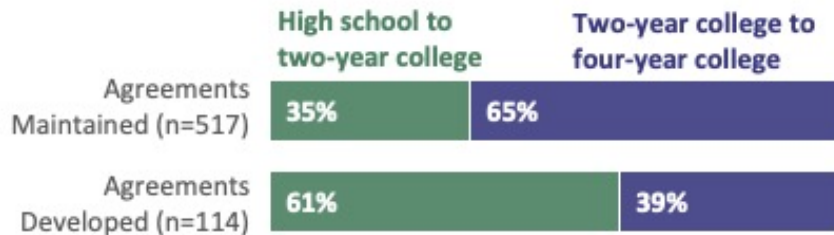
1,040

Lessons or lesson plans

630 ARTICULATION AGREEMENTS

were developed or maintained by 50 ATE projects.

640 students matriculated to a higher-level education institution with the aid of an ATE-supported articulation agreement.

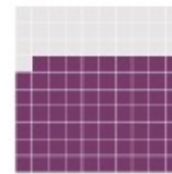


This material is based upon work supported by the National Science Foundation under grant number 1600992. Any opinions, findings, and conclusions or recommendations expressed in this material are those of the author(s) and do not necessarily reflect the views of the National Science Foundation.

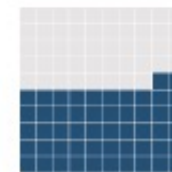
7,560 COLLABORATORS

were engaged by ATE projects.

ATE projects most frequently collaborated with business and industry groups and other colleges and universities.



69%
collaborated with business and industry groups



52%
collaborated with other two- and four-year colleges

OTHER ACTIVITIES

were conducted by ATE projects in 2020 in support of advanced technological education.

ATE projects engaged in a wide range of activities. More information about those listed below and others can be found in the full report.



operated **11 coordination networks**



conducted **10 research studies**



hosted **6 conferences**



developed **170 publications**

ATE Annual Survey

2021 Report

December 2021

Valerie A. Marshall
Erika Sturgis
Lyssa Wilson Becho
Lori A. Wingate
Arlen Gullickson

Suggested citation:

Marshall, V. A., Sturgis, E., Becho, L. W., Wingate, L. A., & Gullickson, A. (2021). *ATE Survey: 2021 report*. Kalamazoo, MI: The Evaluation Center, Western Michigan University. Retrieved from <https://atesurvey.evalu.ate.org/>



This material is based upon work supported by the National Science Foundation under grant number 1841783. Any opinions, findings, and conclusions or recommendations expressed in this material are those of the author(s) and do not necessarily reflect the views of the National Science Foundation.