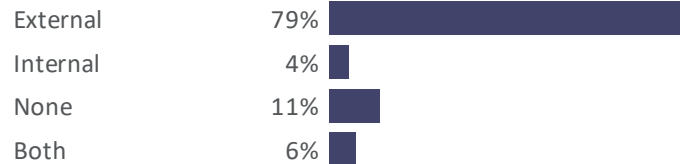


The following information provides a snapshot of aspects of ATE project and center evaluations, as reported by respondents on the 2018 ATE survey.<sup>a</sup> The findings reflect activities in 2017.

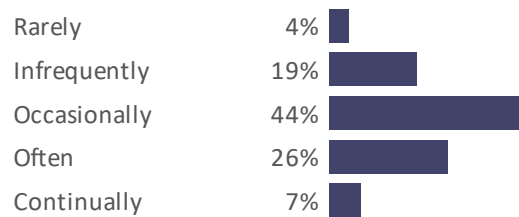
### Type of Evaluator

Nearly all projects had an evaluator in 2016. (n=244)



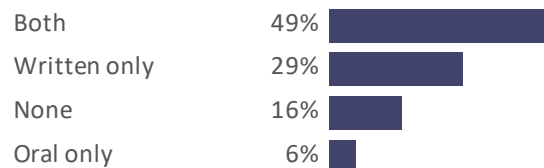
### Interaction with Evaluator

Most project leaders reported interacting with their evaluators occasionally or often. (n=206)



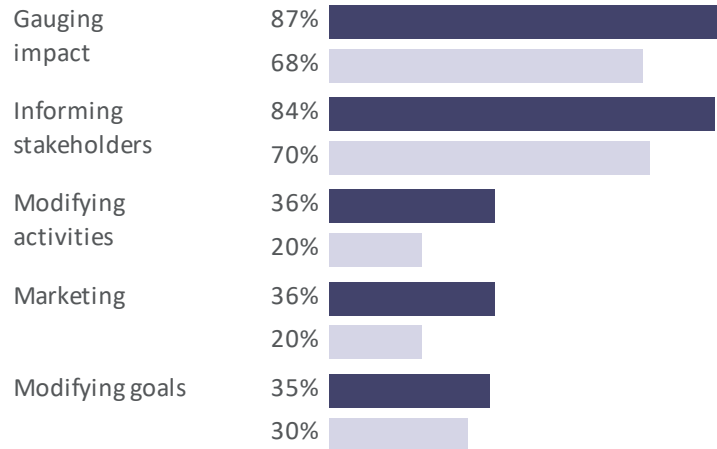
### Type of Evaluation Report

A little less than half of projects received both written and oral evaluation reports. (n=215)



### Evaluation Report Use

Project leaders who received reports in **both oral and written** forms reported higher rates of evaluation use than those who received just **one type**. (n=215)



<sup>a</sup> Ninety percent of 276 ATE grant recipients completed this survey. Of these 248 respondents, 245 provided information about their evaluations.



This material is based upon work supported by the National Science Foundation under Grant No. 1600992. Any opinions, findings, and conclusions or recommendations expressed in this material are those of the author(s) and do not necessarily reflect the views of the National Science Foundation.